

Welcome

Parent's information



Year 1

Staff at Highfields

- Headteacher – Mr Rowe
- Deputy-Headteacher – Mrs Singala & Mrs Vanzaria
 - Phase Leader - Mrs Spencer
- Year 1 Teachers – Mrs Grant, Miss Kadiri & Miss Chauhan (Friday)
- Year 1 support staff – Mrs Juneja, Mrs Shaikh



The School Day

8.20am:	Gate opens - children go into the classroom and complete a morning task.
8.30am:	Gate is locked. All children to be in classrooms ready for the register to be taken.
8.50am:	Formal learning begins
10.15 - 10.30am:	Fruit and milk
10.30 - 10.45am:	Playtime
10.45 - 11.55am:	Learning
12.00 - 1.00pm:	Lunch time
1.00pm:	Afternoon learning begins
3.00pm:	Home time

Attendance

- *Attendance should be 95% or more and is monitored closely by the Attendance Lead (Mrs Bolina and the Education Welfare Officer).*
- *It is the parents/carers responsibility to notify the school, as soon as possible, if you know your child will not be in attendance or will be late.*
- *To support an absence, we may ask to see medical evidence for appointments or medication.*
- *Should periods of absence continue without being authorised, you will either be issued with a Penalty Notice of £120 per parent per child (discounted to £60 if paid within 21 days), or your case will be referred by the Local Authority directly to the Magistrates' Court.*

What your child should bring to school each day

- Book bag or back pack– reading book in their reading folder – Phonics & library book
- Reading card (blue card)
- Waterproof coat
- Hat & gloves (cold weather)



**What we will be learning
to do this term in Year 1...**


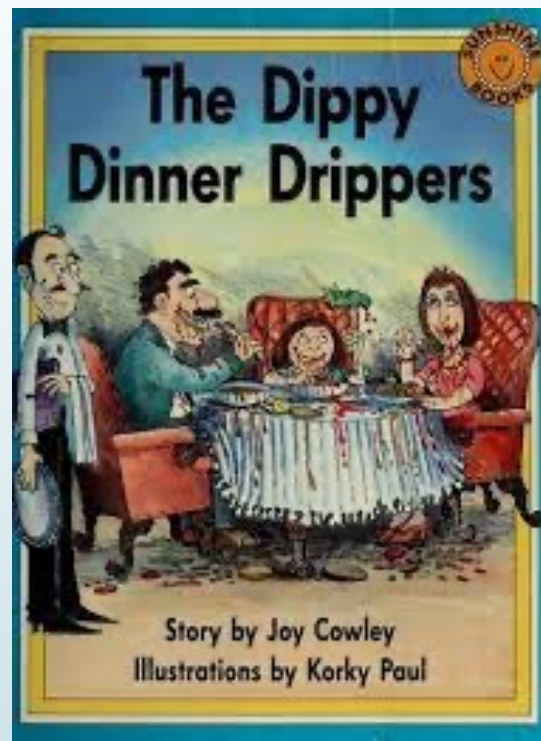

Be independent



What we will be learning about this term in Year 1...

English –

Shared reading & Writing



What we will be learning about this term in Year 1...

English – Writing

- Simple sentences
- Capital letters
- Finger spaces
- Full stops

A B C

capital
letters



finger
spaces



full
stop

Read

read it
again



Have you used **full stops** correctly?

A


Have you used **capital letters** at the start of your sentences?



Does your sentence have **finger spaces** between each word?

a b c

Are all your letters the **right way** round?

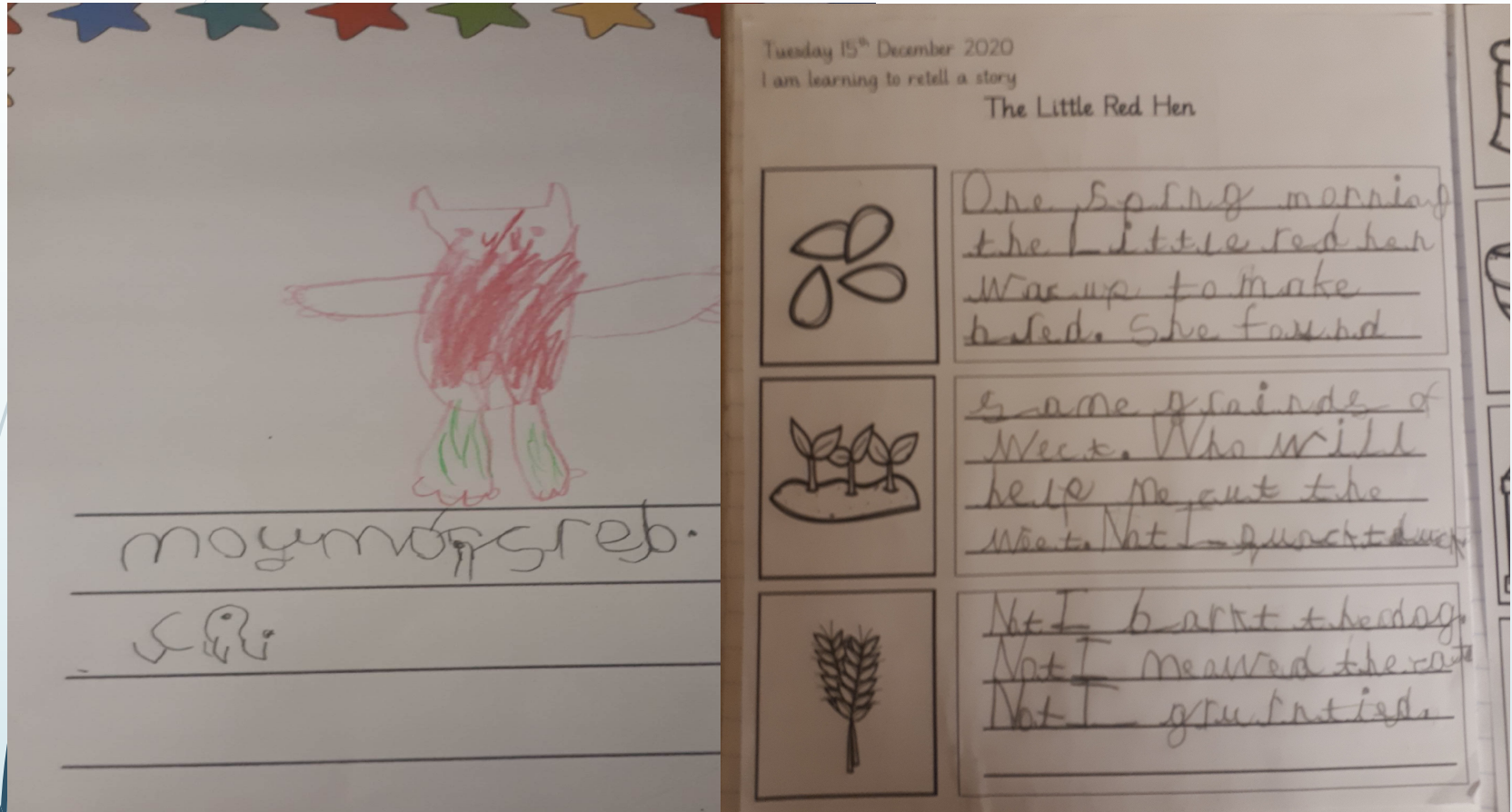


Does it **make sense**?



Have you used **interesting words**?

Examples of writing



What we will be learning about this term in Year 1...

English – Reading


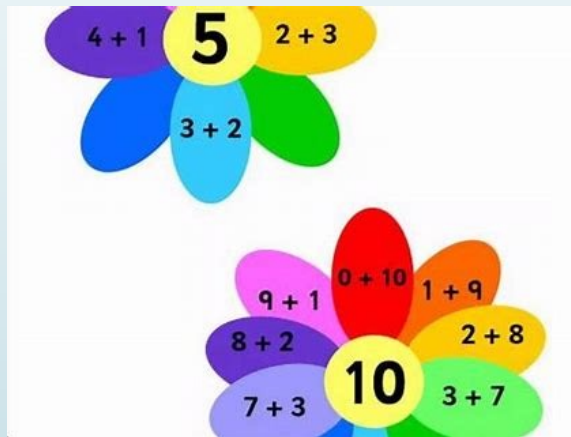
- High-Frequency word recognition
- Phonics
- Fluency of reading
- Comprehension




What we will be learning about this term in Year 1...

Mathematics

- Numbers to 20
- Quick recall of key number facts
- Number bonds to 20
- Addition & subtraction to 10



What we will be learning about this term in Year 1...



Curriculum Information



Highfields Primary School Year Group Curriculum Overview 2023-2024



Year 1

	Autumn 1 – 6 wks 4 days	Autumn 2 – 9 weeks	Spring 1: 6 weeks Spring 2: 4 weeks	Summer 1: 7 weeks Summer 2: 6 weeks		
Project Weeks	Black History Week (October 2023)	MH+W/Anti-Bullying Week (13 - 17 th November 2023)	Science Week (STEAM) (8 th – 17 th March 2024)	Enterprise Week (June 2024)		
Context	Where I Live	Our School	Things That Change Toys and Games	Hot Places – Australia.		
Big Question(s)	Where in the world do I live?	How has Highfields changed?	How have toys changed in the past century? How have toys changed since my grandparents were children?	Where in the world are hot places? Are hot places hot all the time?		
Texts	Where do I live – Neil Chesnow & Ann This is our house – Michael Rosen	The story of Leicester – Siobhan Begley	Toys from the past - Joanna Brundle The history of toys - Deborah Jaffe Lost in the toy museum - David Lucas			
Outcome (History/Geography/ Oracy)	Layered diagram of their place in the world. Flip grid	Create a time capsule for future children	Create a toy museum	Create a fact file about a hot place.		
Educational Visits/Cultural Experiences	Local Area Walk	Local area - Spinney Hill Park	Newarks Houses/Museum of Childhood.	Twycross Zoo (Science + Context links)		
History		Local History	Changes within living memory			
Geography	Characteristics of the UK	Characteristics of the UK		Comparing Leicester to a non-UK city		
Art & Design (Artist Study)	Drawing and painting Skills and colour		Printing Toys	Collage – hot places		
Design Technology		Food: Preparing Fruit and Veg Smoothies		Mechanisms: Sliders + Levers Puppet		
Other Curriculum Links				Mechanisms: Wheels and axles Safari vehicle		
	Autumn 1	Autumn 2	Spring 1	Spring 2	Summer 1	Summer 2
Science	Seasons(2wks)/Animals including humans/Season (2wks)		Materials	Seasons (2wks)	Plants / Seasons (2wks)	
Computing (+IT Skills/Online Safety)	Technology around us Recognising technology in school and using it responsibly	Digital Painting Choosing appropriate tools in a program to create art and making comparisons with working non- digitally.	Moving a robot Writing short algorithms and programs for floor robots and predicting program outcomes.	Grouping data Exploring object labels, then using them to sort and group objects by properties.	Digital writing Using a computer to create and format text, before comparing to writing non-digitally	Programming animations Designing and programming the movement of a character on screen to tell stories
PE	Team Games	Gymnastics (7 Weeks)	Dance			
PSHE	Being me in my World Whole School Learning Charter	Celebrating Differences Hall of Fame: Gingerbread People	Dreams and Goals Garden of Dreams: Stretchy Flowers + Dream Wellies	Healthy Me Recipe Book: Keeping Clean + Healthy	Relationships Relationship Fiesta: Balloon Labels	Changing Me Tree of Change: Flowers of Change
Music	Pulse	Voice	Rhythm	Pitch	Technology/Structure	20 th Century Music
RE + PoW Visits	What do Christians and Muslims believe? Church Visit		How do we show we care for others?		Who celebrates and why?	

This information can be found on the school website.

Reading with your child at home

How parents can help:

- Listen to your child **read daily** and sign their reading card
- Ask questions – See guidance in next slide
- Take your child to the local library
- Help them to learn their high-frequency words





Questions

Here are some questions that you could ask your child:

- Who are the characters in the book?
- What happened in the story?
- What was your favourite part of the story?

A good reader will always...

Look at all the letters



Make the sounds



Blend the sounds together



Look for smaller words in bigger words

Re-read the sentence for meaning

Make use of all the punctuation

Full Stops

.

Question Marks

?

Exclamation Marks

!

Commas

,

Inverted Commas

“ ”

Bold writing

abc

How to support your child at home with their reading:

- Talk to the children about the layout of the book
- Ask them about the characters in the book and how they are feeling
- Talk about what is happening in the book
- Discuss the meaning of words
- Ask your child questions about the book
- Ask your child to predict what they think will happen next in the book
- Ask your child to retell the story in their own words
- Is this book fiction (a story book) or a non fiction book?

When you have read with your child, please initial and date the bookmark. Thank you!

Once your child has read at home 30 times, they will receive 3 House Points!

Once they complete their Home Reading Record bookmark they will receive a reward.



Home Reading Record

Name: _____ Class: _____

House Points—

House Points—

House Points—

Reading Morning

Every Tuesday you can come to read with your child. Reading mornings will run between 8.20-8.40am. We will require parents to leave promptly at 8.40 so we can get on with our day's learning. Parents will need to leave using the KS1 gate.



General Reminders

- Please ensure that we have up to date contact and medical information for you including email addresses and phone numbers.
- All communication regarding school, will be made via WEDUC. If you are still not on WEDUC, then please contact the school office who will be happy to help you.
- All payments will be taken using Parent Pay. Please ensure that your account has been activated.
- If you wish to speak to your child's teacher, please make an appointment with the office. Quick messages can be passed onto a member of staff at the school date.

Homework

- Homework is sent out in homework books every Friday and is to be brought back to school on a Monday.
- It is important that the children complete their homework, as this consolidates what they have learnt in the classroom.



P.E.

- Children in Year 1 have P.E. every Tuesday morning
- Jewellery is not allowed, so please make sure your child is not wearing any on P.E. day
- Please send your child to school in their PE kit



PE Kit

- black or grey joggers
- their house coloured T-shirt
- trainers or plimsols - Children must **NOT** wear their school shoes for PE.
- a black or grey hoodie or their school jumper in cold weather.



LABELS

- All of the children wear the same uniform and therefore it is **IMPORTANT** to put your child's name in their clothes.
- This includes their P.E. kit, plimsolls, coats, hats, scarves, jumpers, fleeces, trousers, dresses, skirts.....in fact **ANYTHING** they wear!



Accidents and Illness

- If your child has an accident at school, it will be dealt with by a trained first aider and written in the accidents book.
- If it is serious then you will be called
- With any injury that requires treatment, a slip is completed and sent home with the child.
- If your child is unwell, please ring the school in the morning.
- If your child has been sick (vomited) then they **ARE NOT** allowed back at school until 24 hours after they were last sick. This is to protect other children from catching any possible bug.



Trips

- Over the school year, we will be organising some trips related to our learning. The cost of going on an educational visit has increased considerably over the last few years due to the increase in coach prices and entrance fees. We ask for contributions to allow us to continue giving children the opportunity to have these educational visits.



Teacher emails

- ➡ t.grant@highfields-pri.leicester.sch.uk
- ➡ t.kadiri@highfields-pri.leicester.sch.uk



Things you can do to help your child

- Support them to become more independent.
- Ensure they go to bed at a suitable time.
- Daily reading with them at home.
- Complete their homework.
- Support your child to learn to read and write their high-frequency words.



**Any
Questions**