

Welcome

Parent's information

Year 2



Staff at Highfields

- Headteacher – Mr Rowe
- Deputy-Headteacher – Mrs Singala & Mrs Vanzaria
 - Phase Leader - Mrs Spencer
 - Year 2 Teachers – Mrs Shilcock, Mrs Roopra & Mrs Panjvani (Afternoons)
- Year 2 support staff – Mrs Panjvani, Mrs Chapri, Miss Hassan, Mrs Hussein, Mrs Soni & Mrs Fingar



The School Day

8.20am:	Gate opens - children go into the classroom and complete a morning task.
8.30am:	Gate is locked. All children to be in classrooms ready for the register to be taken.
8.45am:	Formal learning begins
10.15 - 10.30am:	Playtime
10.30 - 10.45am:	Fruit and milk
10.45 - 11.55am:	Learning
12.00 - 1.00pm:	Lunch time
1.00pm:	Afternoon learning begins
3.00pm:	Home time

What your child should bring to school each day

- Book bag – reading book – Phonics & library book
- Reading card (blue card)
- Waterproof coat
- Hat & gloves



Attendance

- *Attendance should be 95% or more and is monitored closely by the Attendance Lead (Mrs Bolina and the Education Welfare Officer).*
- *It is the parents/carers responsibility to notify the school, as soon as possible, if you know your child will not be in attendance or will be late.*
- *To support an absence, we may ask to see medical evidence for appointments or medication.*
- *Should periods of absence continue without being authorised, you will either be issued with a Penalty Notice of £120 per parent per child (discounted to £60 if paid within 21 days), or your case will be referred by the Local Authority directly to the Magistrates' Court.*

What we will be learning to do this term in Year 2...

Year 2 English

➡ Daily phonics – everyday your child will receive a lesson covering phase 5 of the 44 sounds children need to learn to be able to read by the time they leave KSI. This is revision of Year 1 sounds but then leads onto alternative sounds and spellings.

➡ *For example the letters ch make different sounds in cheese, chef, school.*


Reading

Shared Reading – with the whole class

Guided Reading – in groups with the teacher

Both these sessions will help you child apply their phonics knowledge.

Year 2 focus is fluency – children need to read 90 words a minute




The children have a levelled reading and/or a phonics book to take home. Please can you make sure the children practice this at home. This is part of their homework. You can tick or sign the home reading record card to say your child has read. When this is full they will get to choose a brand new book!

Writing

During English lessons children will be completing lessons based around a book. So far we have looked at the story of Biscuit Bear.

The children will complete shared reading activities then a variety of writing activities. We work on extending children's writing in Year 2 for longer pieces.

By the end of Year 2 we hope the children will be able to write a three part story with a beginning, a middle and an end.





Maths

The children will follow a mastery curriculum, so they work in mixed ability pairs. All children always have equipment out, and we expect children to use this to explain their thinking.

Each day Maths starts with fluent in 5 and then we complete an explore task. Once children can explain we complete a journal task and a worksheet in the children's workbooks.

Explore

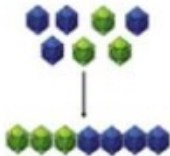
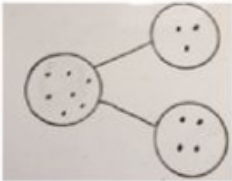
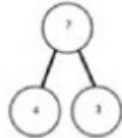


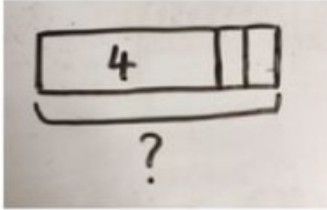

Miss A'liya shows her class 3 numbers using .



Which is the greatest number?

Which is the smallest number?


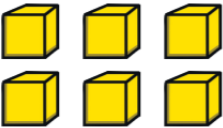
Concrete Pictorial Abstract

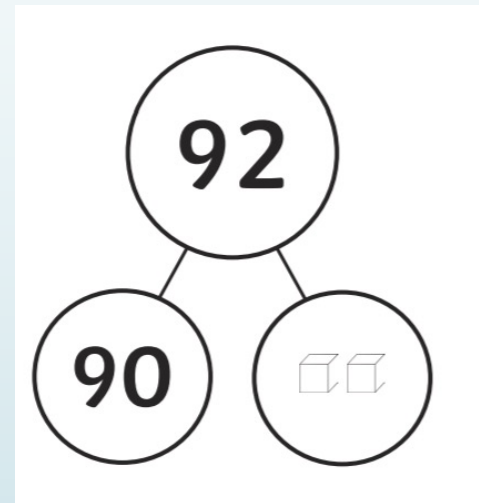
Concrete	Pictorial	Abstract
<p>Combining two parts to make a whole (use other resources too e.g. eggs, shells, teddy bears, cars).</p> 	<p>Children to represent the cubes using dots or crosses. They could put each part on a part whole model too.</p> 	<p>$4 + 3 = 7$ Four is a part, 3 is a part and the whole is seven.</p> 
<p>Counting on using number lines using cubes or Numicon.</p>  	<p>A bar model which encourages the children to count on, rather than count all.</p> 	<p>The abstract number line: What is 2 more than 4? What is the sum of 2 and 4? What is the total of 4 and 2? $4 + 2$</p> 

Children are supported with the use of physical resources such as base 10 (dienes), drawing pictures and abstract concepts.

Place Value

Place value is at the heart of children's understanding. All digits have a value and a secure understanding of this will enable children to use and understand different calculation methods. In Year 2, children learn the value of **2-digit numbers**.

2-Digit Numbers	
26	
twenty	six
	
20	6



Addition and Subtraction

The children will develop their addition and subtraction skills using 2-digit numbers. The children will learn different ways of adding and subtracting before moving to a written method.

- Adding and subtracting 2-digit numbers and ones ($25 + 4$)
- Adding and subtracting 2-digit numbers and tens ($65 + 30$) and 2-digit numbers ($35 + 19$).

Multiplication and Division

By the end of year 2, the children are expected to recall the multiplication and Division facts of the 2, 5 and 10 times tables.

Reading with your child at home

How parents can help:

- Listen to your child **read daily** and sign their reading card
- Ask questions – See guidance in next slide
- Take your child to the local library
- Help them to learn their high-frequency words





Questions

Here are some questions that you could ask your child:

- Who are the characters in the book?
- What happened in the story?
- What was your favourite part of the story?

High-frequency words

The 100 high-frequency words in Phase 2

Decodable words		Tricky words
a	had	the
an	back	to
as	and	I
at	get	no
if	big	go
in	him	into
is	his	
it	not	
of	got	
off	up	
on	mum	
can	but	
dad	put (<i>north</i>)	

The 100 high-frequency words in Phase 3

Decodable words		Tricky words	
will	see	he	you
that	for	she	they
this	now	we	all
then	down	me	are
them	look	be	my
with	too	was	her

The 100 high-frequency words in Phase 4

Decodable words		Tricky words	
went		said	were
it's		have	there
from		like	little
children		so	one
just		do	when
help		some	out
		come	what

The 100 high-frequency words in Phase 5

Note that some of the words that were tricky words in earlier phases become fully decodable by Phase 5.

Decodable words		Tricky words	
don't	day	oh	called
old	made	their	asked
I'm	came	people	could
by	make	Mr	
time	here	Mrs	
house	saw	looked	
about	very		
your	put		

Next 200 common words in order of frequency

This list is read down columns (i.e. in the list, **water** is the most frequently used and **grow** is the least frequently used)

water	other	fast	air	use
away	food	only	trees	along
good	fox	many	bad	plants
want	through	laughed	tea	dragon
over	way	let's	top	pulled
how	been	much	eyes	we're
did	stop	suddenly	fell	fly
man	must	told	friends	grow
going	red	another	box	
where	door	great	dark	
would	right	why	grandad	
or	sea	cried	there's	
took	these	keep	looking	
school	began	room	end	
think	boy	last	than	
home	animals	jumped	best	
who	never	because	better	
didn't	next	even	hot	
ran	first	am	sun	
know	work	before	across	
bear	lots	gran	gone	
can't	need	clothes	hard	
again	that's	tell	floppy	
cat	baby	key	really	
long	fish	fun	wind	
things	gave	place	wish	
new	mouse	mother	eggs	
after	something	sat	once	
wanted	bed	boat	please	
eat	may	window	thing	
everyone	still	sleep	stopped	
our	found	feet	ever	
two	live	morning	miss	
has	say	queen	most	
yes	soon	each	cold	
play	night	book	park	
take	narrator	its	lived	
thought	small	green	birds	
dog	car	different	duck	
well	couldn't	let	horse	
find	three	girl	rabbit	
more	head	which	white	
I'll	king	inside	coming	
round	town	run	he's	
tree	I've	any	river	
magic	around	under	liked	
shouted	every	hat	giant	
us	garden	snow	looks	

Year 2 High-Frequency Words

Reading Mornings – KSI

Reading morning will begin on Tuesday 19th September from 8.20 – 8.40. This is an opportunity for you to come into school and sit and read with your child.

We look forward to seeing you all there!



Curriculum Overview

Watch out for the curriculum information booklets. They are put on Weduc and this is our way of sharing with you what the children will be learning.

- Please ensure that we have the most up to date contact information for you including email addresses and phone numbers. All communications regarding school, will be made via WEDUC and the school website. If you are still not on WEDUC, please contact the school office who will be happy to help.
- All payments will now be taken using Parent Pay. Please ensure your account has been activated. This includes payments for school dinner and any uniforms you wish to order.
- Please ensure children are not wearing jewellery to school. One pair of stud earrings is fine, but children should not be wearing rings, bracelets and necklaces.
- If you wish to speak to your child's teacher, please make an appointment with the office. Quick messages can be passed on with the member of staff that is at the school gate. Or alternatively you can email your teacher:
- Miss Waka: t.waka@highfields-pri.leicestersch.uk
- Mrs Spencer: t.spencer@highfields-pri.leicestersch.uk

Thank you

**HIGHFIELDS
PRIMARY SCHOOL**
Curriculum Information for
Year 2 parents
Autumn Term 2022–2023

Homework
It is very important that your child reads their reading book at home regularly. Any additional homework that is given will be set on OnSight. We will send details of your child's log in home if you need further support then please get in touch with your child's teacher.
Thank You.

P.E. Lessons
Your child's P.E. lesson is on:
• Miss Waka's class: Wednesday
• Mrs Spencer's class: Wednesday
Your child will need to wear their PE kit to school. This is a pair of black or grey jogging bottoms, a T-shirt and some trainers. Sometimes we will be doing PE outside so your child should wear a zip up hoodie/hoose/sports jacket too. No earrings should be worn on their P.E. day as it will have to be removed/covered in order for them to take part. Thank You.

Please visit our school website for up to date information about the curriculum:
www.highfields-pri.leicestersch.uk
There is lots more news and information on our Weduc app. Please call into school for your code if you have not downloaded it to your phone yet.

This half term the children will be learning about Mary Anning & David Attenborough

Curriculum Information Overview



Highfields Primary School Year Group Curriculum Overview 2023-2024



Year 2		Autumn 1 – 6 wks 4 days		Autumn 2 – 9 weeks		Spring 1: 6 weeks Spring 2: 4 weeks		Summer 1: 7 weeks Summer 2: 6 weeks					
	Project Weeks	Black History Week (October 2022)		MH+W/Anti-Bullying Week (November)		Science Week (STEAM) (March 2023)		Enterprise Week (June 2023)					
	Context	Significant People making a change		Cold Places		The Great Fire of London		What makes Britain Great?					
	Big Question(s)	Why are Mary Anning & David Attenborough significant individuals? Why were the experiences of Mary Anning different to others in her field of work at the time?		What is unique about the north and south pole?		What were the causes of the GFOL? Do the consequences of it still impact us today?		What is the UK? What is there to explore in the UK?					
	Texts	David Attenborough/Mary Anning – Little People, Big Dreams.		Lost and Found – Oliver Jeffers		The Great Fire of London – Emma Adams		At the Beach – Roland Harvey					
	Outcome (History/Geography/Other)	Voice Over – Animal film		Interview		Presentation about an animal		Debate: Where would be best to go on holiday?					
	Educational Visits/Cultural Experiences	Twycross Zoo		New Walk Museum		Visitor/Workshop		Train Journey					
	History	Significant people/events: Mary Anning & David Attenborough				Beyond Living memory: Stuarts							
	Geography			Antarctica		Capital Cities		Capital cities, characteristics of the UK, Seasons.					
	Art & Design (Artist Study)	Sculpture: Clay Make a clay animal		Collage: Produce a scene with an animal from the North or South pole				Print Making: Simple Prints using plants					
	Design Technology					Cooking: Bread/Wraps/Bruschetta - Making Bread		Structures: Free Standing (Houses)					
	Other Curriculum Links							Textiles: Design a Flag					
		Autumn 1		Autumn 2		Spring 1		Spring 2		Summer 1		Summer 2	
Science		Animals including Humans				Materials		Living Things & Habitats		Plants			
Computing (+IT Skills/Online Safety)		Technology around us Identifying IT and how its responsible use improves our world in school and beyond.		Digital Photography Capturing and changing digital photographs for different purposes		Making Music Using a computer as a tool to explore rhythms and melodies, before creating a musical composition		Pictograms Collecting data in tally charts and using attributes to organise and present data on a computer		Robot Algorithms Creating and debugging programs and using logical reasoning to make predictions. .		Programming Quizzes Designing algorithms and programs that use events to trigger sequences of code to make an interactive quiz.	
PE		Games: Dodgeball Be able to control a ball within a game setting. Throw a beanbag into a given target. Use hands to control a ball.		Gymnastics Jump with both feet leaving the ground. Move in a variety of ways in and out of cones and obstacles. Hop/stop on command/print run/skip without a rope/jump for height/ skip with a rope/ gallop/ wide gallop/ jump for distance/ dodge.		Dance Links a short series of dance sequences together.		Games: Football Play a game with a set of rules. Play as part of a team. Work as a team to score goals.		Athletics Participate in Sports day + Grafton Lane Athletics Event			
PSHE		Being me in my World Whole School Charter		Celebrating Differences Hall of Fame: Trophy of Celebration		Dreams and Goals Garden: Dream Birds		Healthy Me Recipe Book: Healthy, Happy Me Recipe		Relationships Relationship Fiesta: Compliment Bunting		Changing Me Tree of Change: Leaf Mobiles	
Music		Pulse		Voice		Rhythm		Pitch		Technology/Structure		20 th Century Music	
RE +PoW Visits		What do Christians believe? What do Jewish people believe?				How do different religions worship?				How do different religions celebrate the life journey?			

This information can be found on the school website.

Homework

Reading daily is part of your child's homework

We like to set homework in Year 2 on OneNote ready for KS2.

You will be sent your child's log in and password to log on.

You will start from www.office.com and log in to their homework page.

If you have any problems logging on just let us know



General Reminders

- Please ensure that we have up to date contact and medical information for you including email addresses and phone numbers.
- All communication regarding school, will be made via WEDUC. If you are still not on WEDUC, then please contact the school office who will be happy to help you.
- All payments will be taken using Parent Pay. Please ensure that your account has been activated.
- If you wish to speak to your child's teacher, please make an appointment with the office. Quick messages can be passed onto a member of staff at the school date.

P.E.

- Children in Year 2 have P.E. every Wednesday afternoon
- Jewellery is not allowed, so please make sure your child is not wearing any on P.E. day



PE Kit

- black or grey joggers
- their house coloured T-shirt
- trainers or plimsols - Children must **NOT** wear their school shoes for PE.
- a black or grey hoodie or their school jumper in cold weather.



LABELS

- All of the children wear the same uniform and therefore it is **IMPORTANT** to put your child's name in their clothes.
- This includes their P.E. kit, plimsolls, coats, hats, scarves, jumpers, fleeces, trousers, dresses, skirts.....in fact **ANYTHING** they wear!



Accidents and Illness

- If your child has an accident at school it will be dealt with by a trained first aider and written in an accidents book.
- If it is serious then you will be called
- With any injury that requires treatment, a slip is completed and sent home with the child.
- If your child is unwell please ring the school in the morning.
- If your child has been sick (vomited) then they **ARE NOT** allowed back at school until 24 hours after they were last sick. This is to protect other children from catching any possible bug.

Trips & Residential

School trips will take place throughout the year. As part of our context work, we will be visiting New Walk Museum this half term. The children will walk from school to the museum and will return in time for lunch. Our topic is based around Mary Anning and will be looking at the fossils at the museum.

Further trips will then take place throughout the year, which include Twycross Zoo and an over-night trip to the Space Centre (dependent upon interest).



Space Centre Trip – Sleepover Event Information

- As part of this event, your group will get the chance to sleep amongst our out-of-this-world galleries.
- There will also be a series of arranged programmes which will entertain and excite your group.

These include:

- A trail around the galleries
- An Astronaut planetarium show
- Live experiment show
- Space themed activities
- A Tour Of The Night Sky in our Sir Patrick Moore Planetarium
- Sleeping in the gallery around the exhibitions



Example Itinerary

ARRIVAL EVENING	Usually Friday or Saturday
18:00 - 18:30	Arrival & registration,
Approx. 18:30 - 19:00	Introduction in planetarium and health and safety walk round for adults.
19:00 - 19:30	Eat Packed Supper - brought by individuals
19:30 - 10:30	Space themed activities, including planetarium show
Approx. 22:50	Set up beds, lights out and sleep...
NEXT MORNING	Saturday or Sunday
07:00 - 07:30	Wake-up call & pack up bedding
07:30 - 08:45	Breakfast & Planetarium Show
09:00	Pick up Time

Times may be subject to change

Estimated cost £45 – Dependent upon transportation costs

We are trying to estimate the numbers of children who may be interested. If you would like your to be considered for this trip, please put your child's name down on the list.

It is a great opportunity for the children and also gives you a little peace and quiet for the night!



Other Trip Costs

- Cost trips have been kept to a minimum.
- Valuable enriching experiences for the children.
- Trips are generally subsidised by our school budget.
- Costs have dramatically risen – In particular Transportation costs
- Parental contributions



Things you can do to help your child

- Support them to become more independent.
- Ensure they go to bed at a suitable time.
- Daily reading with them at home.
- Complete their home work.
- Support your child to learn to read and write their high-frequency words.



**Any
Questions**



Teacher emails

- ➡ t.shilcock@highfields-pri.leicester.sch.uk
- ➡ t.roopra@highfields-pri.leicester.sch.uk