

# Welcome



**Year 3**  
**Autumn 2023**

# **Staff at Highfields**

**Head teacher – Mr Rowe**

**Deputy Head – Mrs Singala, Mrs Vanzaria**

**Phase Leader – Mrs Spencer**

**Year 3 Teachers – Miss Iqbal and Mrs Spencer**

**Year 3 Support Staff – Miss Ahmed**

# The School Day

**8.20am:** Gate is opened (children go into the classroom and a morning task is displayed on the board for them to do)

**8.30am:** Gate is locked. All children expected to be in school at this time as registers are taken

**8.45 am:** Formal learning begins

**10.15- 10.30am:** Playtime

**10.30-10.45am:** Fruit and milk

**11.00-11.55am:** Learning

**12.00– 1.00pm:** Lunch time

**1.00pm:** Afternoon learning begins

**3.00pm:** Home time

# Attendance

- *Attendance should be 95% or more and is monitored closely by the Attendance Lead (Mrs Bolina and the Education Welfare Officer).*
- *It is the parents/carers responsibility to notify the school, as soon as possible, if you know your child will not be in attendance or will be late.*
- *To support an absence, we may ask to see medical evidence for appointments or medication.*
- *Should periods of absence continue without being authorised, you will either be issued with a Penalty Notice of £120 per parent per child (discounted to £60 if paid within 21 days), or your case will be referred by the Local Authority directly to the Magistrates' Court.*

# Curriculum Information

## Stone Age to Iron Age

Our context topic this term will be focusing on the Stone Age to Iron Age. The children will be carrying out lots of fun activities centred around this theme. These will include:

- Learning about the differences between the Palaeolithic, Mesolithic and Neolithic periods of history.
- Using timelines to understand chronology.
- Interpreting artefacts from different periods of history.
- Making Stone Age houses using a range of construction materials.
- Recreating cave paintings.



In R.E we will be learning about Hinduism and Christianity and the beliefs held by Hindu and Christian people in Leicester and around the world.

In Science, we will be learning about Animals including Humans. The children will learn how to keep themselves healthy by looking at their diet and nutrition. They will also learn about the skeleton and muscles of animals and humans.



In P.E, we will be learning how to play Benchball by developing our throwing and catching.



In English, we will be focusing our work around the book 'The Kapok Tree'. They children will learn how to persuade and will be writing letters to persuade. They will also start looking at some traditional poetry and then move on to the book 'Traction Man' where they will start to learn how to write try their own four-part stories. The children will continue to build on their phonics from KS1 to learn the spelling rules. They will also be learning how to vary their sentences to make their writing interesting.

**You can help your child at home by practicing their spellings regularly and reading every day.**



In Maths, we will be spending the autumn term focusing on number and place value up to one thousand. Children will be able to read, write, order and compare numbers and round them to a required degree of accuracy. They will consolidate on the work from Y2 for the four operations and begin to solve increasingly complex problems.

**Children should continue to practice their arithmetic skills at home particularly working on their times tables. The main focus for this half**



In PSHE, we will be carrying out the 'Being me in my world' unit from our Jigsaw scheme of work. Children will discuss their aspirations and hopes and learn how to use strategies to help them when faced with new challenges.



Children will understand the importance of rules and responsibilities.

**Example of a curriculum information sheet. This is posted on Weduc.**

# What we will be learning about this term in ...

## English –

- Using punctuation Subordination and coordination in sentences
- Using expanded noun phrases
- Introduction to inverted commas (speech marks)
- Writing a letter to persuade
- Writing their own adventure stories



## Subordinating Conjunctions

Here are 10 of the most common subordinating conjunctions. They are used at the beginning of a subordinating clause which is a clause that doesn't make sense on its own.





# What we will be learning about this term in Year 3 in Maths


Learning about place value to numbers up to 100



Use place value counters

Addition and subtraction using 100s

Multiplication and Division by 3, 4 and 8.

Children will need to know these times table facts



ADDITION		SUBTRACTION	
add		increase	
plus		more	
and		sum	
		together	
total			
		take away	take from
		minus	fewer
		less	take
		reduce	difference
		remain	how many more
MULTIPLICATION		DIVISION	
multiply		groups of	
times		lots of	
product		doubled	
multiplied by		times tables	
		divided by	divisible by
		share	group
		divide	each
		divide into	share equally

# Educational Visits





# Reading reminders..

- Children should be reading at home everyday
- You can help your child with their reading by asking them questions — use prompts on reading bookmarks — see next slide
- It is the child's responsibility to make sure they bring their books into school every day (AR books (KS2) phonics books (FS and KSI))
- Please take care of books that are sent home — any lost/damaged books will incur a charge

## THE BENEFITS OF READING BOOKS! \*

It helps to increase your vocabulary



Reading books can encourage empathy

It improves your communication skill



Reading can strengthen your writing ability

You get to learn new things



It improves your focus and memory

It is a great way to expand your imagination



Reading can increase your creativity

A good reader will always...

Visualise



Ask questions



Get the gist/summarise



Link sentences



Understand vocabulary



Understand grammar



Use background knowledge



Form inferences



How to support your child at home with their reading:

- Talk to the children about the layout of the book
- Ask them about the characters in the book and how they are feeling
- Talk about what is happening in the book
- Discuss the meaning of words
- Ask your child questions about the book
- Ask your child to predict what they think will happen next in the book
- Ask your child to retell the story in their own words
- Is this book fiction (a story book) or a non fiction book?

**When you have read with your child, please initial and date the bookmark. Thank you!**

**Once your child has read at home 30 times, they will receive 3 House Points!**

**Once they complete their Home Reading Record bookmark they will receive a reward.**



## Home Reading Record

Name: \_\_\_\_\_ Class: \_\_\_\_\_


House Points—


House Points—


House Points—

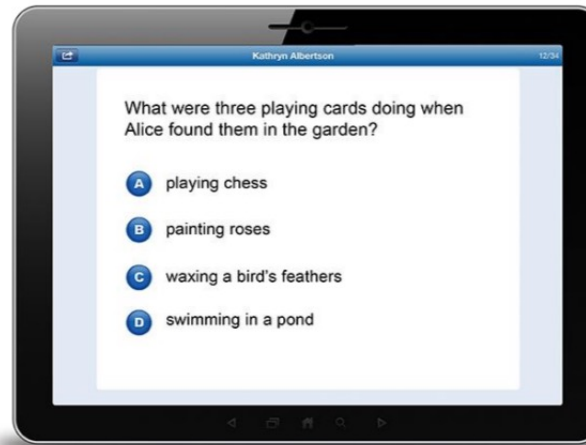
# Accelerated Reader (Year 2 and KS2)

A database of over 27,000 book quizzes


Measures comprehension

All quizzed books have a Book Level

- An estimate of the reading difficulty of the text
- Based on average sentence length and the difficulty of words
- Ranges between Book Levels 0.2-13.5



- Accelerated Reader provides instant feedback and tracks all scores
- Teachers monitor quiz results and provide encouragement & guidance
- Students aim to average 85% or above on their comprehension quizzes. This indicates good comprehension and will lead to greater progress in reading ability



# Homework

- Homework is either printed out or uploaded on One Note every Thursday/Friday and needs to be completed by the following Tuesday.
- Children need to log on to office.com using their 27.....@highfields-pri.leicester.sch.uk email address. Click on their class notebook, their name and then click on the Homework tab.

The screenshot displays the OneNote Class Notebook interface. At the top, a yellow banner reads "This section is read-only." Below this, the left sidebar shows the notebook structure. The top bar indicates the notebook is "Class Year 3 AK 2021 Notebook". The sidebar lists sections: "Welcome", "\_Collaboration Space", "\_Content Library", a redacted section, "Class Notes", "Handouts", "Homework" (highlighted in yellow), and "Quizzes". The main content area shows the "Welcome to Class Notebook" page, which includes a heading "Welcome to Class Notebook", a paragraph "Your OneNote Class Notebook is a handwritten notes, attachments, lin...", and a list of three parts: 1. Student Notebooks, 2. Content Library, and 3. Collaboration Space.

Class Year 3 AK 2021 Notebook

Welcome

Welcome to Class Notebook...

> \_Collaboration Space

Untitled Page

> \_Content Library

FAQ: Class Notebook in ...

> [Redacted]

Class Notes

Handouts

Homework

Quizzes

This section is read-only.

## Welcome to Class Notebook

Your OneNote Class Notebook is a handwritten notes, attachments, lin

Each notebook is organized into three parts

1. **Student Notebooks** — A private space access every student notebook, while s
2. **Content Library** — A read-only space w
3. **Collaboration Space** — A space where



# P.E.

- Children in Year 3 have P.E. every Thursday morning
- No jewellery is allowed, so please make sure your child is not wearing any on P.E. day

- **black or grey joggers**
- **their house coloured T-shirt**
- **trainers or plimsols** - Children must **NOT** wear their school shoes for PE.
- **a black or grey hoodie** or their school jumper in cold weather.



# LABELS

As all the children wear uniform it is very important you put your child's name in their clothes.

This includes their coats, jumpers, fleeces, trousers, dresses, skirts. . . . .in fact anything they wear!

If it has a label, it is easier for us to find.



# Accidents and Illness

- If your child has an accident at school it will be dealt with by a trained first aider and written in an accidents book.
- If it is serious then you will be called
- With any injury that requires treatment, a slip is completed and sent home with the child.
- If your child is unwell, please ring the school in the morning.
- If your child has been sick (vomited) then they are not allowed back at school until 24 hours after they were last sick. This is to protect other children from catching any possible bug.

# What children need to be doing on a regular basis...

- Reading daily
- Learning to recall 2, 5, 10 x tables (Year 2 objective)
- Recall 3, 4 and 8 x tables (Year 3 objective)
- Practice cursive handwriting and number formation





**Any Questions**